



Littleton Public Schools

School Climate, Safety and Wellness Staff Survey
Fall 2024



Report created by
Panorama Education



Summary

| Topic Description | Results |
|---|--|
| Cultural Awareness and Action | <p>89%</p> <p>▲ 3 since last survey</p> |
| <p>Learning Behaviors</p> <p>Families' perceptions of their child's learning-related behaviors.</p> | <p>74%</p> <p>▲ 7 since last survey</p> |
| MTSS | 89% |
| Mental health (custom) | <p>93%</p> <p>▼ 1 since last survey</p> |
| <p>School Climate</p> <p>Perceptions of the overall social and learning climate of the school.</p> | <p>89%</p> <p>▼ 2 since last survey</p> |
| <p>School Leadership</p> <p>Perceptions of the school leadership's effectiveness.</p> | <p>84%</p> <p>▲ 2 since last survey</p> |
| <p>Sense of Belonging</p> <p>How much students feel that they are valued members of the school community.</p> | <p>92%</p> <p>▲ 3 since last survey</p> |
| <p>Teacher-Student Relationships</p> <p>How strong the social connection is between teachers and students within and beyond the classroom.</p> | <p>94%</p> <p>▲ 1 since last survey</p> |



Well-being

Faculty and staff perceptions of their own professional well-being.

90%

▲ 2

since last survey

907 responses



Cultural Awareness and Action

Your average

89%

907 responses

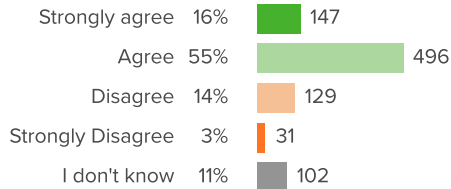
Change

▲ 3

since last survey

How did people respond?

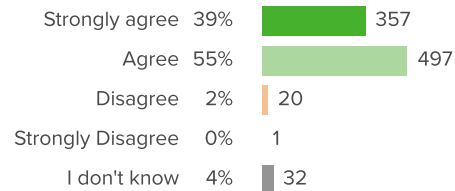
Q.1: I am confident that students and staff at our school can have honest conversations with each other about race, ethnicities or cultures.



▲ 3 from last survey

Favorable: **80%**

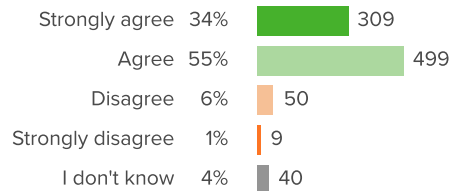
Q.2: I encourage students to learn about people from different races, ethnicities, or cultures.



▲ 1 from last survey

Favorable: **98%**

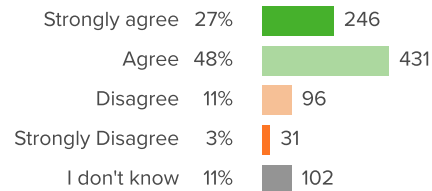
Q.3: Our school values the diversity of children's backgrounds.



▲ 1 from last survey

Favorable: **93%**

Q.4: Everyone in our school plays a role in addressing incidents of discrimination and harassment.



▲ 5 from last survey

Favorable: **84%**



Learning Behaviors

Your average

74%

907 responses

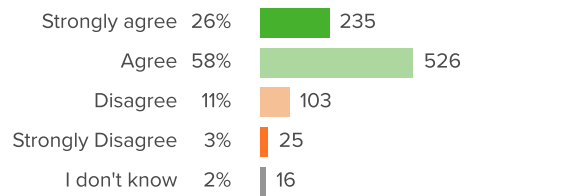
Change

▲ 7

since last survey

How did people respond?

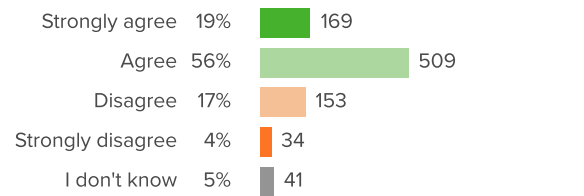
Q.1: Students know how they are expected to act in the school.



▲ 6 from last survey

Favorable: **86%**

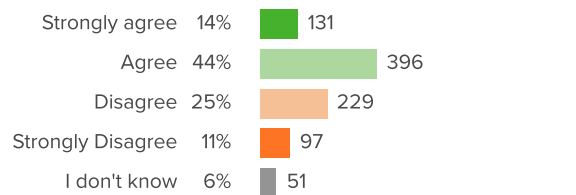
Q.2: Students have the behavioral supports needed to focus on learning.



▲ 7 from last survey

Favorable: **78%**

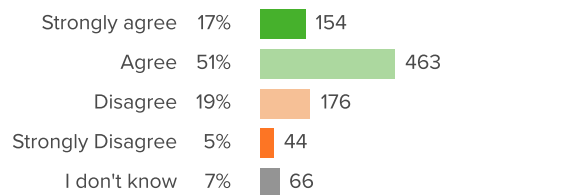
Q.3: Rules for student behavior are enforced in a consistent manner.



▲ 7 from last survey

Favorable: **62%**

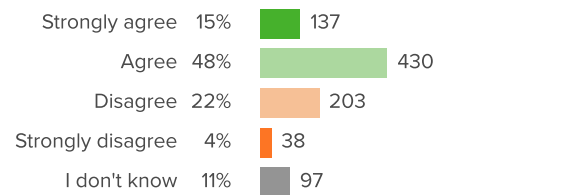
Q.4: I have access to support and training regarding student behavior challenges.



▲ 6 from last survey

Favorable: **74%**

Q.5: I have opportunities to learn how to support students with a history of trauma.



▲ 7 from last survey

Favorable: **70%**



MTSS

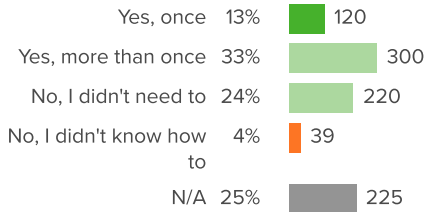
Your average

89%

907 responses

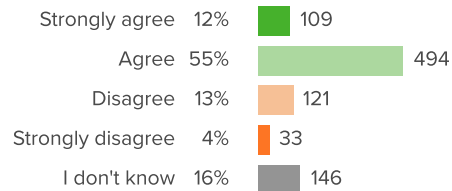
How did people respond?

Q.1: In the past year I have referred students for social, emotional or behavioral support needs to the MTSS team.



Favorable: **94%**

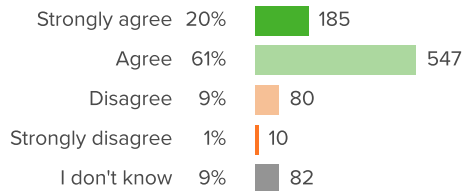
Q.2: Our school's system of support for students helps students get back on track academically.



▲ 4 from last survey

Favorable: **80%**

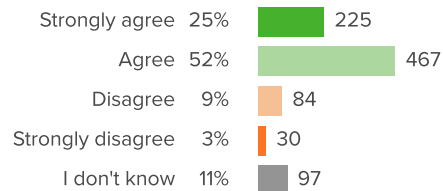
Q.3: Our school's system of support for students helps students get the social-emotional support they need.



▲ 3 from last survey

Favorable: **89%**

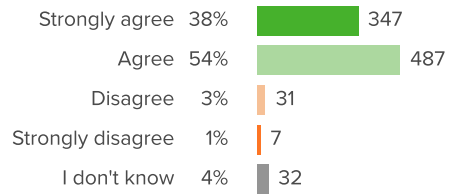
Q.4: Staff at our school engage in collaborative brainstorming about how to support students outside of PLCs.



Favorable: **86%**



Q.5: I understand my role in helping students who need additional support.



▲ 3 from last survey

Favorable: **96%**



Mental health (custom)

Your average

93%

907 responses

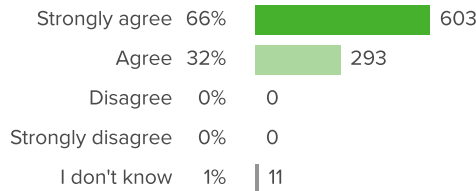
Change

▼ 1

since last survey

How did people respond?

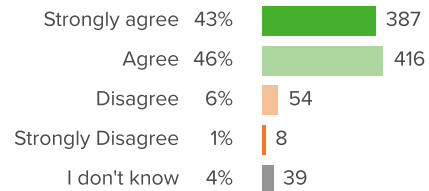
Q.1: I am a trusted adult for students in my school.



▲ 0 from last survey

Favorable: **100%**

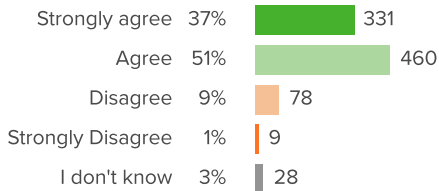
Q.2: I feel comfortable discussing mental health with my students.



▲ 1 from last survey

Favorable: **93%**

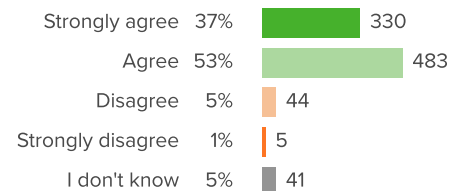
Q.3: I feel adequately prepared to support students' social-emotional well-being.



▲ 2 from last survey

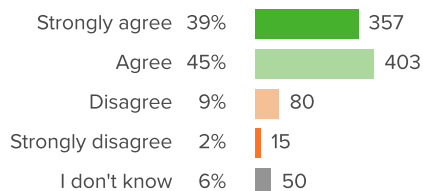
Favorable: **90%**

Q.4: I know what to do if I encounter a suicidal person (this could be a student, colleague, or community member).



Favorable: **94%**

Q.5: I feel confident teaching social emotional learning to my students.



Favorable: **89%**



School Climate

Your average

89%

907 responses

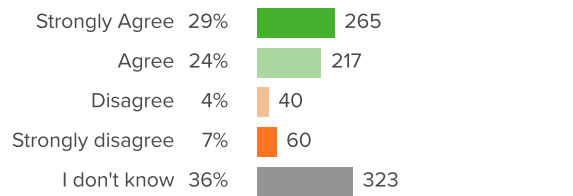
Change

▼ 2

since last survey

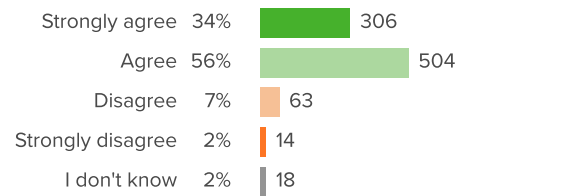
How did people respond?

Q.1: The new student cell phone policy has improved the school environment.



Favorable: **83%**

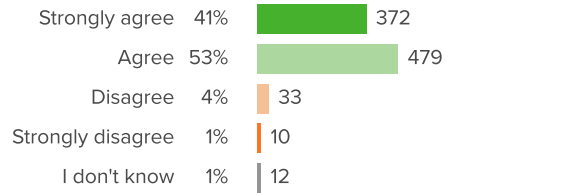
Q.2: Our school prioritizes students' social emotional needs as much as academic achievement



▲ 1 from last survey

Favorable: **91%**

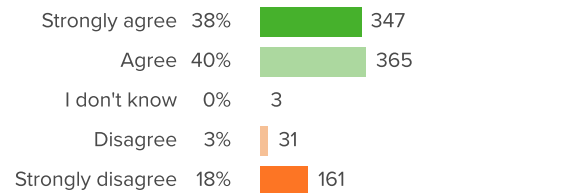
Q.3: Our school is a safe place.



▲ 3 from last survey

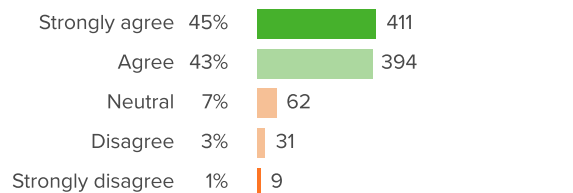
Favorable: **95%**

Q.4: I know what to do in case of an emergency in our school or program.



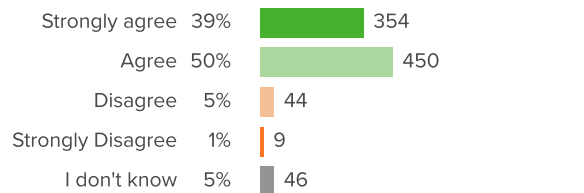
Favorable: **79%**

Q.5: Students in our school are valued and respected (regardless of race/ethnicity, gender identity/expression, sexual orientation, income level, learning differences, or any other differences).



Favorable: **89%**

Q.6: Our school makes efforts to engage all families.



▲ 4 from last survey

Favorable: **94%**



School Leadership

Your average

84%

907 responses

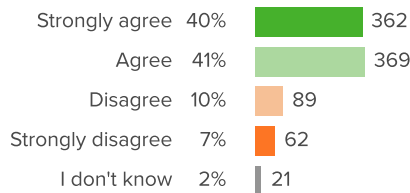
Change

▲ 2

since last survey

How did people respond?

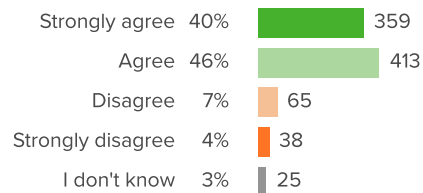
Q.1: This school is led by an effective team.



▲ 2 from last survey

Favorable: **83%**

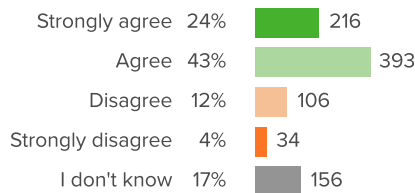
Q.2: Our work together is guided by a shared vision that is student focused.



▲ 0 from last survey

Favorable: **88%**

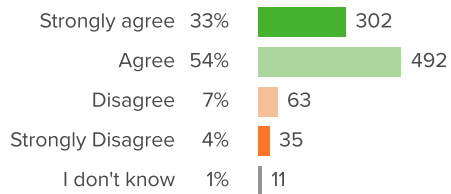
Q.3: School staff participate in the school's improvement planning process (e.g., Unified Improvement Plan, school based improvement) in a meaningful way.



▲ 2 from last survey

Favorable: **81%**

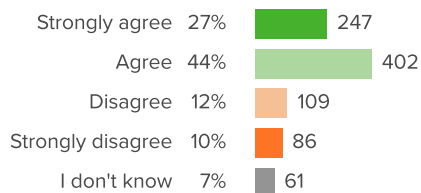
Q.4: School staff show respect for each other.



▲ 0 from last survey

Favorable: **89%**

Q.5: Staff feel comfortable raising important issues with school leaders.



▲ 3 from last survey

Favorable: **77%**



Sense of Belonging

Your average

92%

907 responses

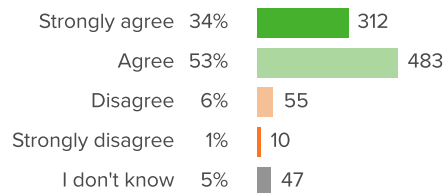
Change

▲ 3

since last survey

How did people respond?

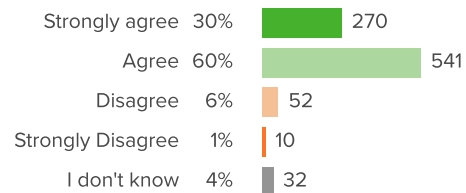
Q.1: Our school has ongoing initiatives to help students feel socially connected.



▲ 0 from last survey

Favorable: 92%

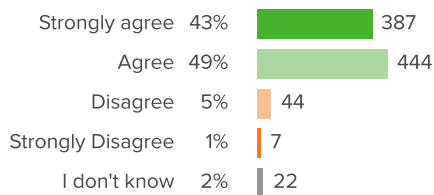
Q.2: Our school is effective at helping all students feel like they belong.



▲ 6 from last survey

Favorable: 93%

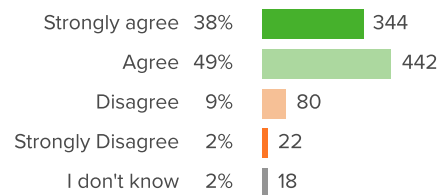
Q.3: Our school is inclusive to students with disabilities.



▲ 1 from last survey

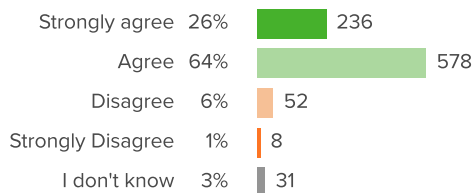
Favorable: 94%

Q.4: I personally feel a sense of belonging in our school community.



Favorable: 89%

Q.5: I am confident in my ability to help students who are struggling to connect with peers.



▲ 3 from last survey

Favorable: 93%



Teacher-Student Relationships

Your average

94%

907 responses

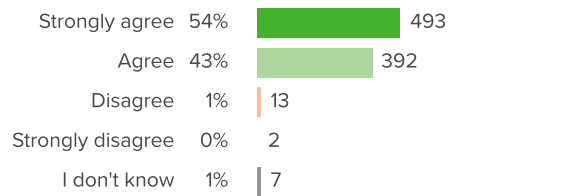
Change

▲ 1

since last survey

How did people respond?

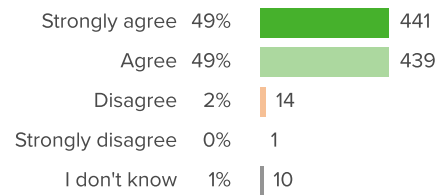
Q.1: I am confident in my ability to form relationships with all of my students.



▲ 1 from last survey

Favorable: **98%**

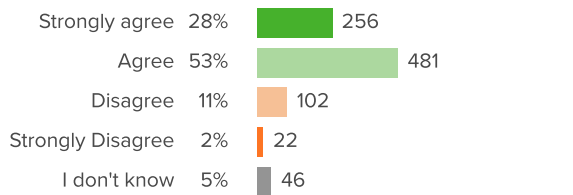
Q.2: I am confident in my ability to engage students who come from cultures or backgrounds different than my own.



▲ 0 from last survey

Favorable: **98%**

Q.3: My school prioritizes time for building relationships between students and staff.



▲ 2 from last survey

Favorable: **86%**



Well-being

Your average

90%

907 responses

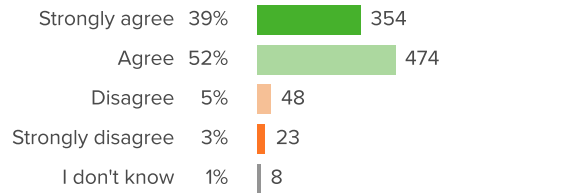
Change

▲ 2

since last survey

How did people respond?

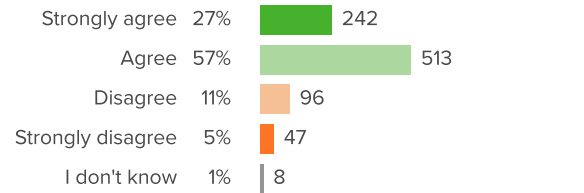
Q.1: I generally enjoy coming to work.



▲ 2 from last survey

Favorable: **92%**

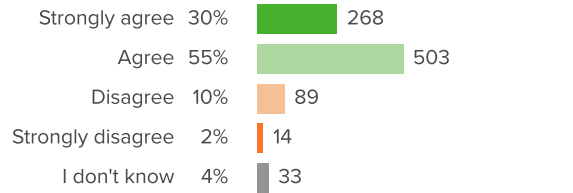
Q.2: I am getting adequate support to do my job.



▲ 6 from last survey

Favorable: **84%**

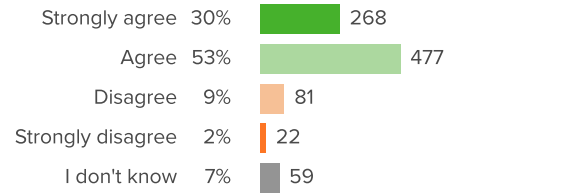
Q.3: I know where to go to access information about wellness and mental health resources for staff.



▲ 0 from last survey

Favorable: **88%**

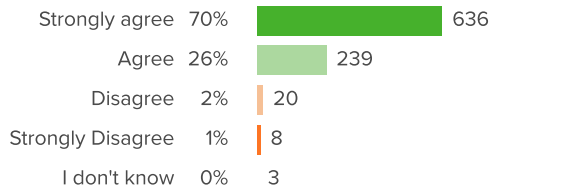
Q.4: If I was concerned about my own mental health, I would have access to the support I need.



▲ 0 from last survey

Favorable: **88%**

Q.5: I have at least one colleague I can count on if I need support.



▼ 1 from last survey

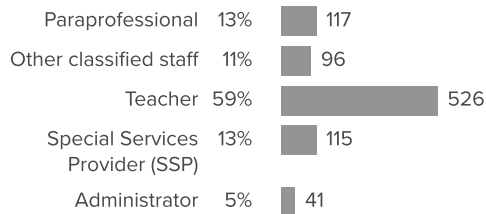
Favorable: **97%**



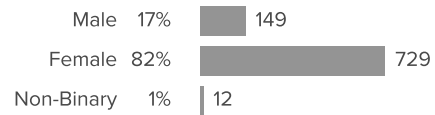
Background Questions

How did people respond?

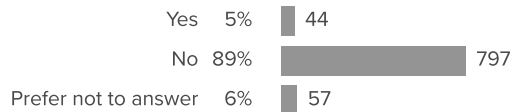
Q.1: Role



Q.2: Gender




Q.3: Do you identify as Lesbian, Gay, Bisexual, Transgender or Questioning?



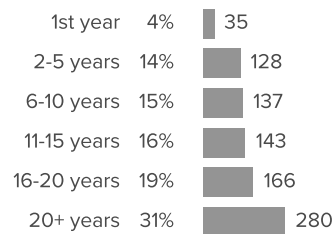
Q.4: Is English your primary language?



Q.5: Race/Ethnicity

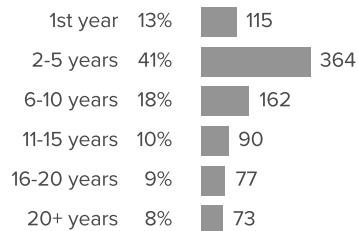


Q.6: Years of experience





Q.7: Years at this school



Q.8: Which is the main age level where you work (pick one):

