



Littleton Public Schools



Grades 3-5
Fall 2022



Report created by
Panorama Education



Summary

Topic Description	Results	Benchmark
Drug, Alcohol & Tobacco Use (custom)	<p>91%</p> <p>▼1</p> <p>since last survey</p>	
Health and wellness (custom)	79%	
Mental health (custom)	74%	
<p>School Climate</p> <p>Perceptions of the overall social and learning climate of the school.</p>	<p>83%</p> <p>▼3</p> <p>since last survey</p>	
School Culture (custom)	<p>69%</p> <p>▼3</p> <p>since last survey</p>	
<p>School Safety</p> <p>Perceptions of student physical and psychological safety at school.</p>	68%	 <p>80th - 99th percentile compared to others nationally</p>
<p>Sense of Belonging</p> <p>How much students feel that they are valued members of the school community.</p>	<p>87%</p> <p>▼1</p> <p>since last survey</p>	
<p>Supportive Relationships</p> <p>How supported students feel through their relationships with friends, family, and adults at school.</p>	<p>90%</p> <p>0</p> <p>since last survey</p>	 <p>80th - 99th percentile compared to others nationally</p>



Teacher-Student Relationships

How strong the social connection is between teachers and students within and beyond the classroom.

78%

0

since last survey

2,370 responses



Drug, Alcohol & Tobacco Use (custom)

Your average

91%

2,370 responses

Change

▼ **1**

since last survey

How did people respond?

Q.1: Have you ever tried alcohol, cigarettes, or any other drugs?



▼ **2** from last survey

Favorable: **91%**

Q.2: Have you ever been offered alcohol, cigarettes, or any other drugs?



▼ **2** from last survey

Favorable: **91%**

Q.3: Have you ever seen other kids your age using drugs or alcohol?



▲ **0** from last survey

Favorable: **90%**



Health and wellness (custom)

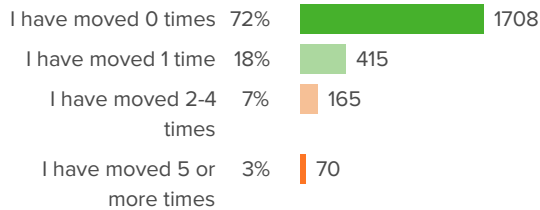
Your average

79%

2,370 responses

How did people respond?

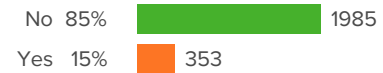
Q.1: During the past 12 months, how many times have you moved?



▲ 1 from last survey

Favorable: **90%**

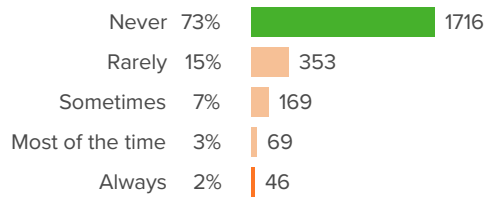
Q.2: During the past 12 months, have you or your family worried about a place to live?



▼ 1 from last survey

Favorable: **85%**

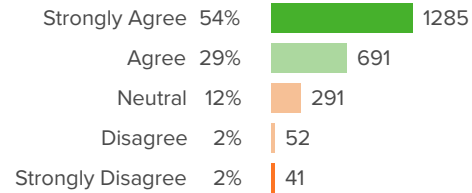
Q.3: During the past 30 days, how often did you go hungry because there was not enough food in your home?



▲ 2 from last survey

Favorable: **73%**

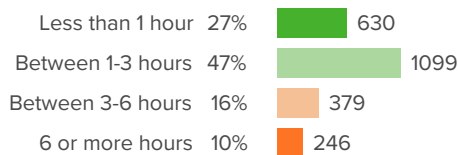
Q.4: My family expects me to attend school every day.



▲ 1 from last survey

Favorable: **84%**

Q.5: During a typical day, how many hours do you spend on a media device for a purpose other than homework - for example, media devices such as a phone, computer, laptop/tablet?



▲ 39 from last survey

Favorable: **73%**

Q.6: I can use my phone, computer or other device without any rules by my parents/guardians.



▲ 0 from last survey

Favorable: **70%**



Mental health (custom)

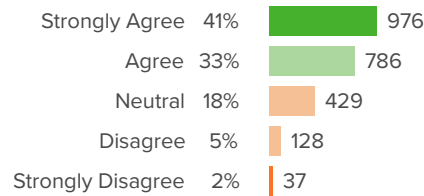
Your average

74%

2,370 responses

How did people respond?

Q.1: I feel safe at my school.



▼ 4 from last survey

Favorable: **75%**

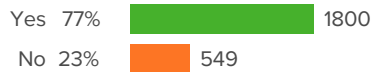
Q.2: I would feel comfortable asking an adult for help if I felt worried, sad, or scared.



▼ 2 from last survey

Favorable: **71%**

Q.3: I would tell an adult at school if I was worried about my safety.



▼ 2 from last survey

Favorable: **77%**

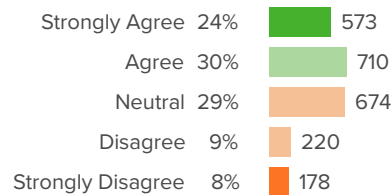
Q.4: I would tell an adult at school if I was worried about a friend's safety.



▲ 0 from last survey

Favorable: **92%**

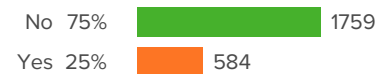
Q.5: I feel safe to express who I am at my school.



▼ 1 from last survey

Favorable: **54%**

Q.6: In the past 2 weeks, I have felt sad or worried almost every day



▼ 2 from last survey

Favorable: **75%**



School Climate

Your average

83%

2,370 responses

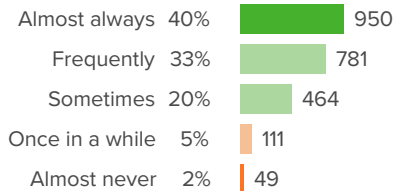
Change

▼ 3

since last survey

How did people respond?

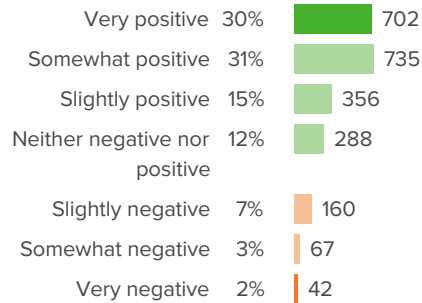
Q.1: How often do your teachers seem excited to be teaching your classes?



▼ 1 from last survey

Favorable: **93%**

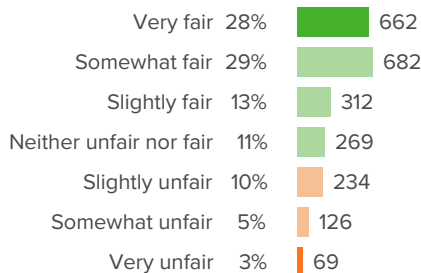
Q.2: How positive or negative is the energy of the school?



▼ 3 from last survey

Favorable: **89%**

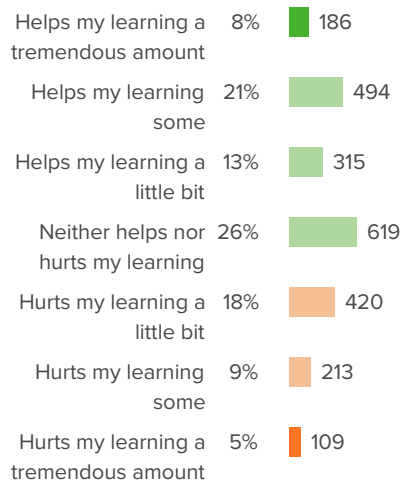
Q.3: How fair or unfair are the rules for the students at this school?



▼ 3 from last survey

Favorable: **82%**

Q.4: At your school, how much does the behavior of other students hurt or help your learning?



▼ 2 from last survey

Favorable: **69%**



School Culture (custom)

Your average

69%

2,370 responses

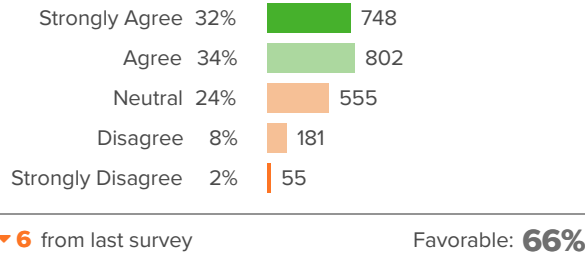
Change

▼ **3**

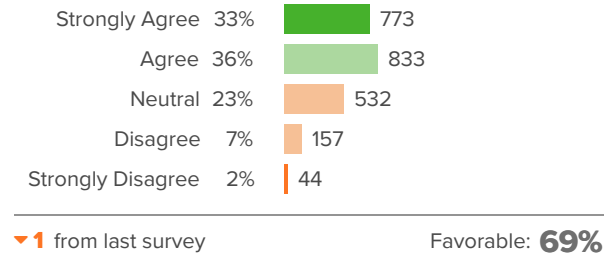
since last survey

How did people respond?

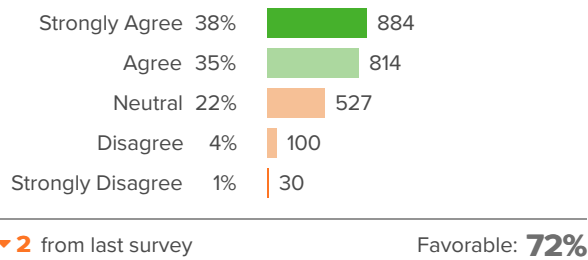
Q.1: Adults in my school treat all students fairly.



Q.2: Students in my school respect differences in other students (for example, where they come from, what they look like, etc.).



Q.3: My school tries to involve all families in school activities.





School Safety

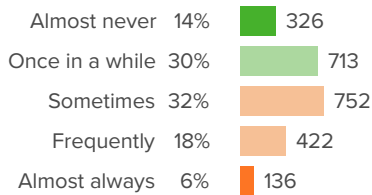
Your average

68%

2,370 responses

How did people respond?

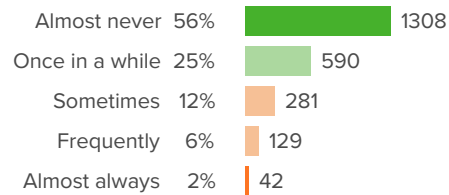
Q.1: How often are people disrespectful to others at your school?



▼ 4 from last survey

Favorable: **44%**

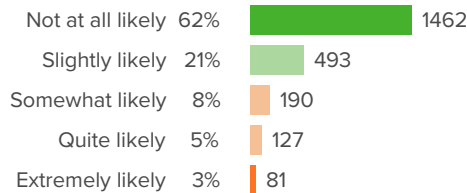
Q.2: How often do students get into physical fights at your school?



▼ 2 from last survey

Favorable: **81%**

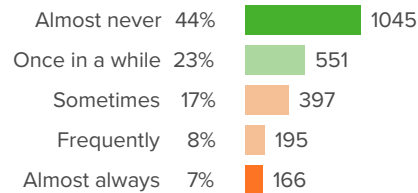
Q.3: How likely is it that someone from your school will bully you online?



▼ 3 from last survey

Favorable: **83%**

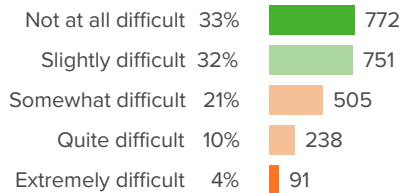
Q.4: How often do you worry about violence at your school?



▼ 2 from last survey

Favorable: **68%**

Q.5: If a student is bullied in school, how difficult is it for them to get help from an adult?



Favorable: **65%**



Sense of Belonging

Your average

87%

2,370 responses

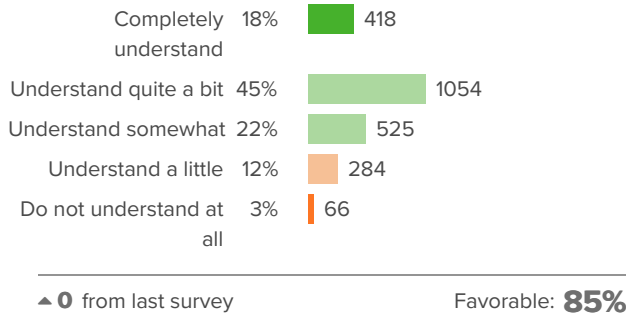
Change

▼ **1**

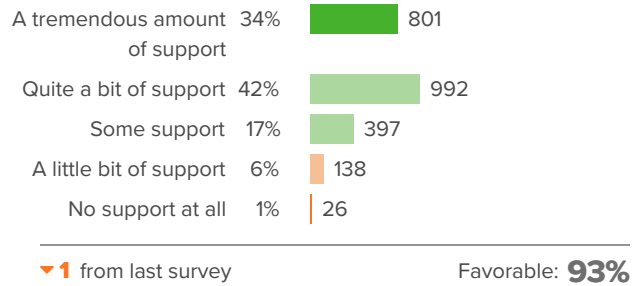
since last survey

How did people respond?

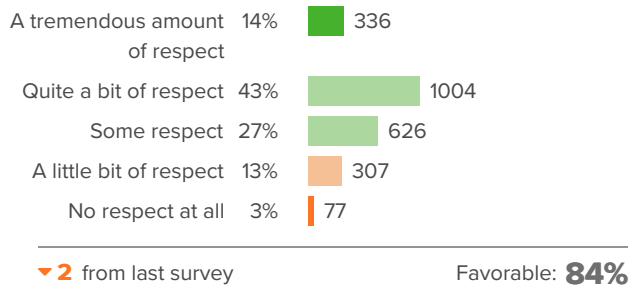
Q.1: How well do people at your school understand you as a person?



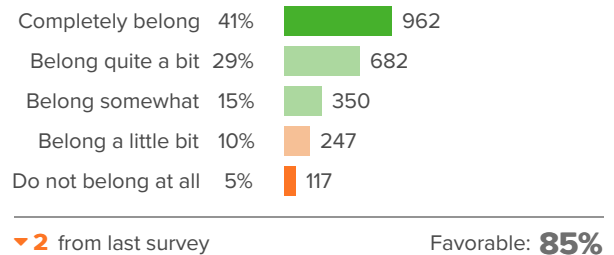
Q.2: How much support do the adults at your school give you?



Q.3: How much respect do students at your school show you?



Q.4: Overall, how much do you feel like you belong at your school?





Supportive Relationships

Your average

90%

2,370 responses

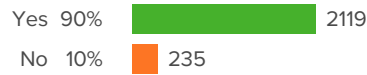
Change

0

since last survey

How did people respond?

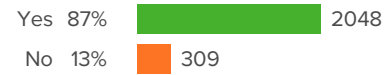
Q.1: Do you have a friend from school who you can count on to help you, no matter what?



▲ 0 from last survey

Favorable: **90%**

Q.2: Do you have a teacher or other adult from school who you can count on to help you, no matter what?



▲ 0 from last survey

Favorable: **87%**

Q.3: Do you have a family member or other adult outside of school who you can count on to help you, no matter what?



▲ 0 from last survey

Favorable: **93%**



Teacher-Student Relationships

Your average

78%

2,370 responses

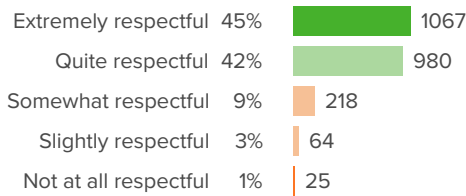
Change

0

since last survey

How did people respond?

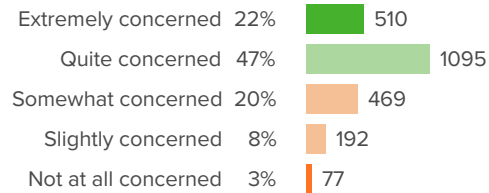
Q.1: How respectful are your teachers towards you?



▼ 1 from last survey

Favorable: **87%**

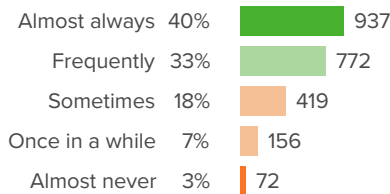
Q.2: If you walked into class upset, how concerned would your teachers be?



▲ 1 from last survey

Favorable: **69%**

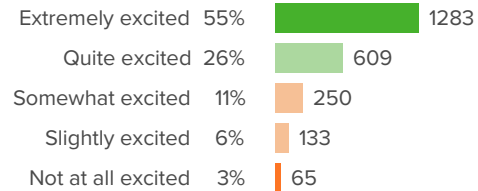
Q.3: When your teacher asks, "how are you?", how often do you feel that your teachers really want to know your answer?



▲ 0 from last survey

Favorable: **73%**

Q.4: How excited would you be to have your teachers again?



▼ 1 from last survey

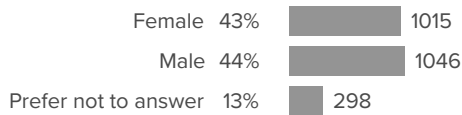
Favorable: **81%**



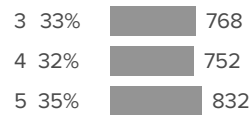
Background Questions

How did people respond?

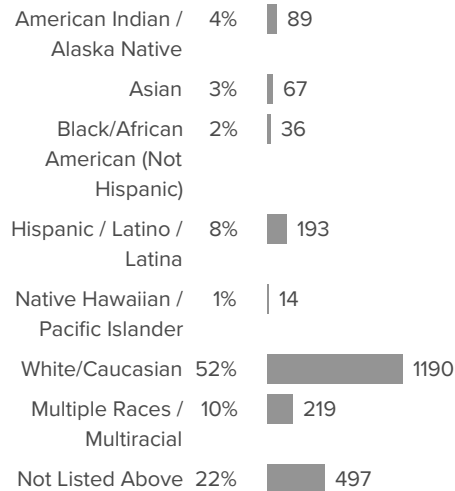
Q.1: What is your gender?



Q.2: What grade are you in?



Q.3: What is your race or ethnicity? (Please fill in the circle that best describes you)



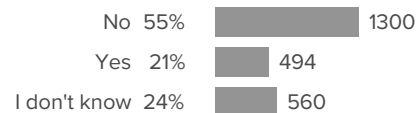
Q.4: Is English your first language?



Q.5: Are you involved in any extra-curricular activities at your school?



Q.6: Do you receive special education services?





Q.7: Do you participate in the SACC program before or after school?

