



# Littleton Public Schools


Grades 3-5  
Fall 2024



Report created by  
Panorama Education



# Summary

Topic Description	Results	Benchmark
<b>Drug, Alcohol &amp; Tobacco Use (custom)</b>	<b>94%</b>	
<b>Health and wellness (custom)</b>	<b>82%</b> ▲ 1 since last survey	
<b>Mental health (custom)</b>	<b>77%</b> ▼ 1 since last survey	
<b>School Climate and Culture</b>	<b>76%</b> ▼ 1 since last survey	
<b>School Safety</b> Perceptions of student physical and psychological safety at school.	<b>77%</b> ▼ 3 since last survey	
<b>Sense of Belonging</b> How much students feel that they are valued members of the school community.	<b>88%</b> 0 since last survey	
<b>Supportive Relationships</b> How supported students feel through their relationships with friends, family, and adults at school.	<b>92%</b> ▲ 1 since last survey	 80th - 99th percentile compared to others nationally
<b>Teacher-Student Relationships</b> How strong the social connection is between teachers and students within and beyond the classroom.	<b>77%</b> ▼ 2 since last survey	



2,461 responses



# Drug, Alcohol & Tobacco Use (custom)

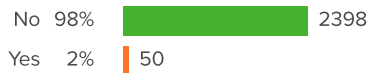
Your average

# 94%

2,461 responses

How did people respond?

**Q.1: Have you ever tried cigarettes, nicotine or electronic vape products?**



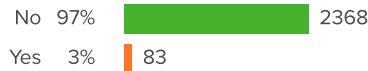
Favorable: **98%**

**Q.2: Have you ever tried alcohol, marijuana, or any other drugs?**



Favorable: **93%**

**Q.3: Have you ever been offered cigarettes, nicotine or electronic vape products?**



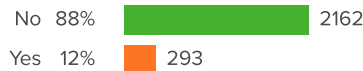
Favorable: **97%**

**Q.4: Have you ever been offered alcohol, marijuana, or any other drugs?**



Favorable: **94%**

**Q.5: Have you ever seen other kids your age using alcohol, marijuana, nicotine or electronic vape products or any other drugs?**



Favorable: **88%**



# Health and wellness (custom)

Your average

82%

2,461 responses

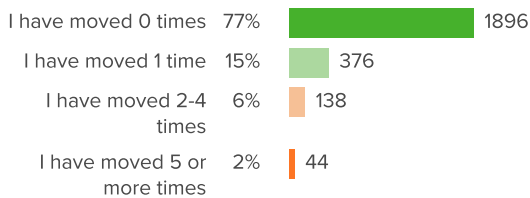
Change

▲ 1

since last survey

## How did people respond?

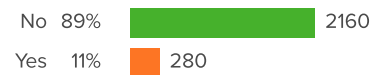
**Q.1: During the past 12 months, how many times have you moved?**



▲ 2 from last survey

Favorable: 93%

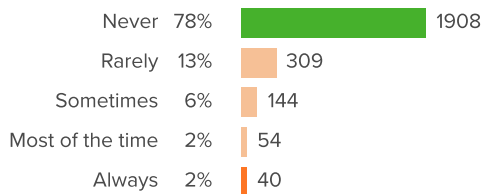
**Q.2: During the past 12 months, have you or your family worried about a place to live?**



▲ 1 from last survey

Favorable: 89%

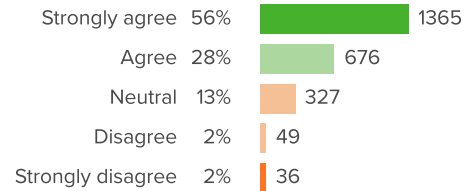
**Q.3: During the past 30 days, how often did you go hungry because there was not enough food in your home?**



▲ 3 from last survey

Favorable: 78%

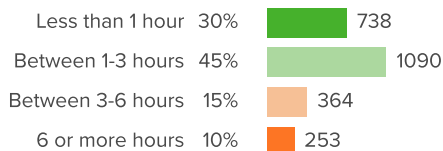
**Q.4: My family expects me to attend school every day.**



▼ 1 from last survey

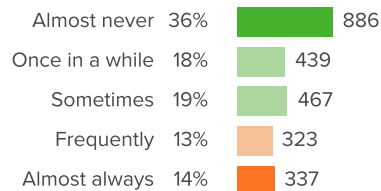
Favorable: 83%

**Q.5: During a typical day, how many hours do you spend on a media device for a purpose other than homework (for example, phone, gaming system, laptop/tablet)?**



Favorable: 75%

**Q.6: How often do you use your phone, computer or other device without any rules by my parents/guardians?**



Favorable: 73%



# Mental health (custom)

Your average

**77%**

2,461 responses

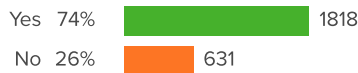
Change

▼ 1

since last survey

## How did people respond?

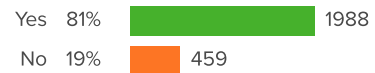
**Q.1: I would feel comfortable asking an adult for help if I felt worried, sad, or scared.**



▲ 0 from last survey

Favorable: **74%**

**Q.2: I would tell an adult at school if I was worried about my safety.**



▲ 0 from last survey

Favorable: **81%**

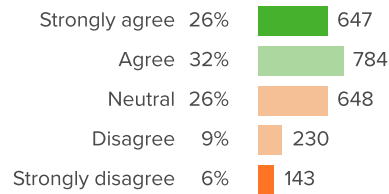
**Q.3: I would tell an adult at school if I was worried about a friend's safety.**



▼ 1 from last survey

Favorable: **92%**

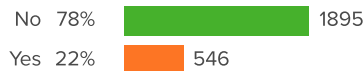
**Q.4: I feel safe to express who I am at my school.**



▼ 1 from last survey

Favorable: **58%**

**Q.5: In the past 2 weeks, I have felt sad or worried almost every day**



▼ 1 from last survey

Favorable: **78%**



# School Climate and Culture

Your average

# 76%

2,461 responses

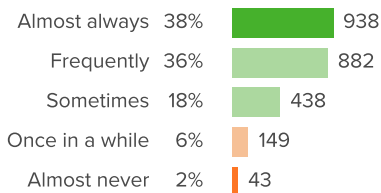
Change

# ▼ 1

since last survey

## How did people respond?

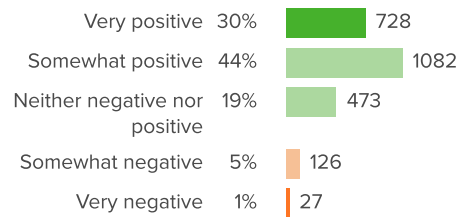
### Q.1: How often do your teachers seem excited to be teaching your classes?



▼ 2 from last survey

Favorable: **92%**

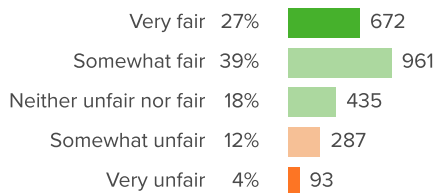
### Q.2: How positive or negative is the energy of the school?



▲ 1 from last survey

Favorable: **94%**

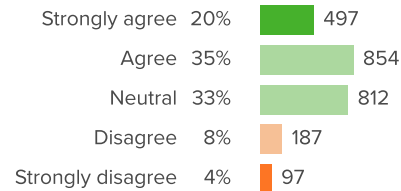
### Q.3: How fair or unfair are the rules for the students at this school?



▼ 2 from last survey

Favorable: **84%**

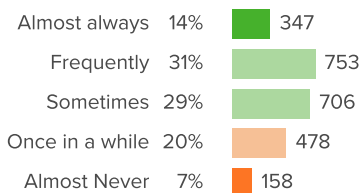
### Q.4: I have fun when I am learning at my school.



▼ 2 from last survey

Favorable: **88%**

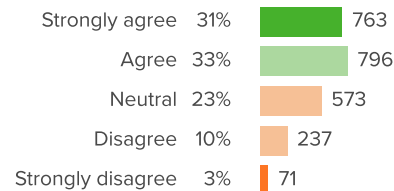
### Q.5: How often are you learning about things that you are interested in?



▼ 3 from last survey

Favorable: **74%**

### Q.6: Adults in my school treat all students fairly.

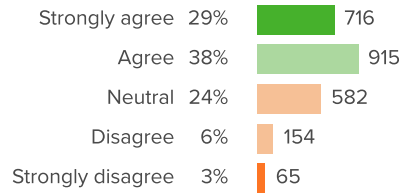


▼ 6 from last survey

Favorable: **64%**



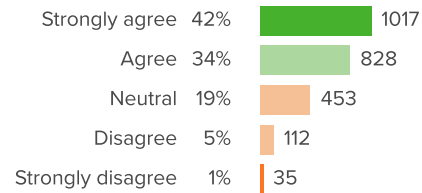
**Q.7: Students in my school respect differences in other students (for example, where they come from, what they look like, etc.).**



▼ 3 from last survey

Favorable: **67%**

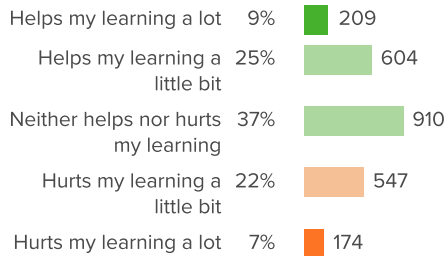
**Q.8: My school tries to involve all families in school activities.**



▲ 0 from last survey

Favorable: **75%**

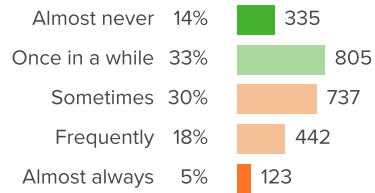
**Q.9: At your school, how much does the behavior of other students hurt or help your learning?**



▼ 3 from last survey

Favorable: **70%**

**Q.10: How often are people disrespectful to others at your school?**



▲ 3 from last survey

Favorable: **47%**





# School Safety

Your average

**77%**

2,461 responses

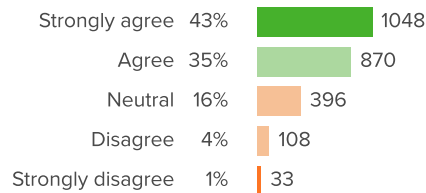
Change

**▼ 3**

since last survey

## How did people respond?

### Q.1: I feel safe at my school.



▼ 2 from last survey

Favorable: **78%**

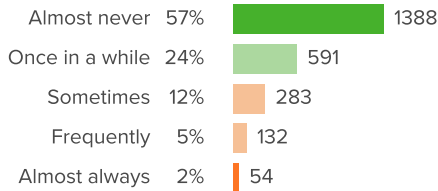
### Q.2: I know what to do in case of an emergency at my school.



▲ 1 from last survey

Favorable: **98%**

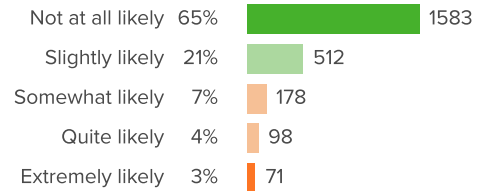
### Q.3: How often do students get into physical fights at your school?



▲ 1 from last survey

Favorable: **81%**

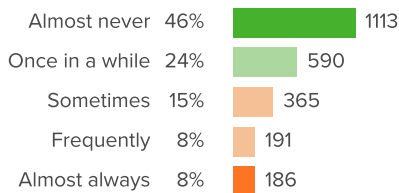
### Q.4: How likely is it that someone from your school will bully you online?



▲ 1 from last survey

Favorable: **86%**

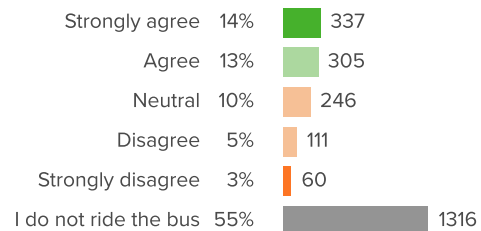
### Q.5: How often do you worry about violence at your school?



▲ 0 from last survey

Favorable: **70%**

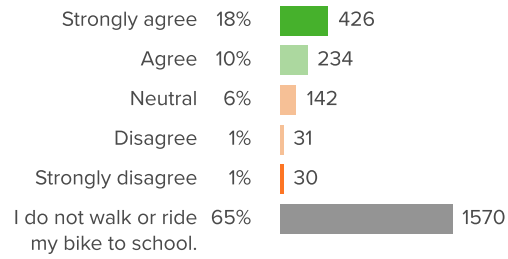
### Q.6: For bus riders: I feel safe when I ride the school bus.



Favorable: **61%**

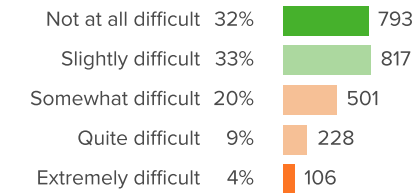


**Q.7: If you walk or ride your bike to school: I feel safe on my way to school.**



Favorable: **76%**

**Q.8: If a student is bullied in school, how difficult is it for them to get help from an adult?**



▼ 2 from last survey

Favorable: **66%**



# Sense of Belonging

Your average

**88%**

2,461 responses

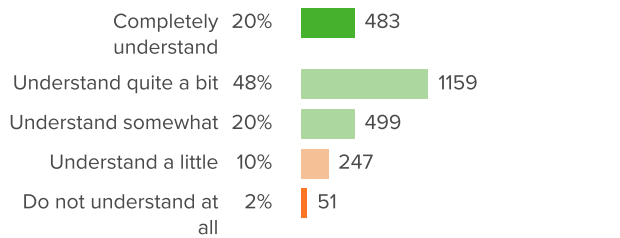
Change

**0**

since last survey

## How did people respond?

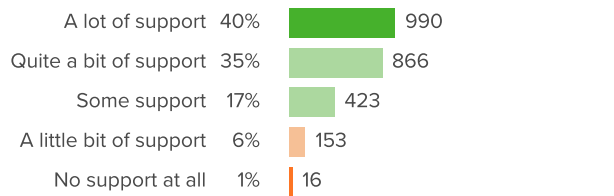
### Q.1: How well do people at your school understand you as a person?



▲ 1 from last survey

Favorable: **88%**

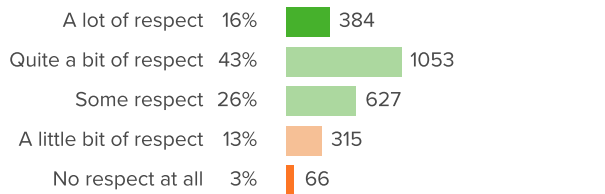
### Q.2: How much support do the adults at your school give you?



▲ 0 from last survey

Favorable: **93%**

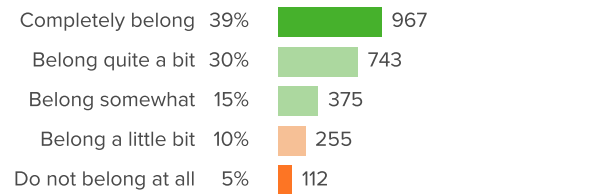
### Q.3: How much respect do students at your school show you?



▼ 2 from last survey

Favorable: **84%**

### Q.4: Overall, how much do you feel like you belong at your school?



▼ 2 from last survey

Favorable: **85%**



# Supportive Relationships

Your average

**92%**

2,461 responses

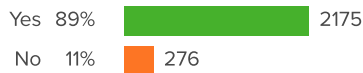
Change

**▲ 1**

since last survey

How did people respond?

**Q.1: Do you have a teacher or other adult from school who you can count on to help you, no matter what?**



▲ 1 from last survey

Favorable: **89%**

**Q.2: Do you have a friend from school who you can count on to help you, no matter what?**



▲ 0 from last survey

Favorable: **92%**

**Q.3: Do you have a family member or other adult outside of school who you can count on to help you, no matter what?**



▲ 0 from last survey

Favorable: **94%**



# Teacher-Student Relationships

Your average

# 77%

2,461 responses

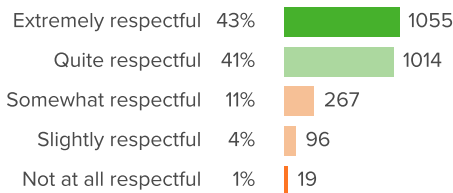
Change

# ▼ 2

since last survey

## How did people respond?

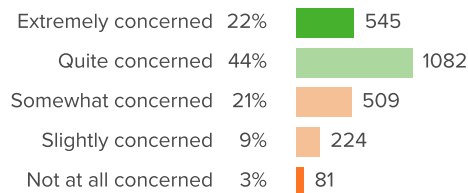
### Q.1: How respectful are your teachers towards you?



▼ 4 from last survey

Favorable: **84%**

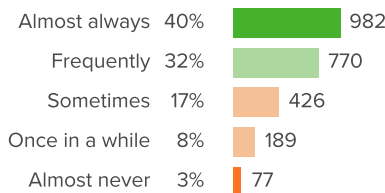
### Q.2: If you walked into class upset, how concerned would your teachers be?



▼ 2 from last survey

Favorable: **67%**

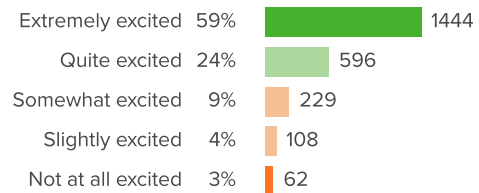
### Q.3: When your teacher asks, "how are you?", how often do you feel that your teachers really want to know your answer?



▼ 1 from last survey

Favorable: **72%**

### Q.4: How excited would you be to have your teachers again?



▲ 0 from last survey

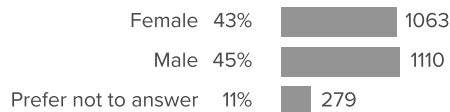
Favorable: **84%**



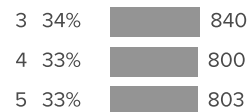
# Background Questions

## How did people respond?

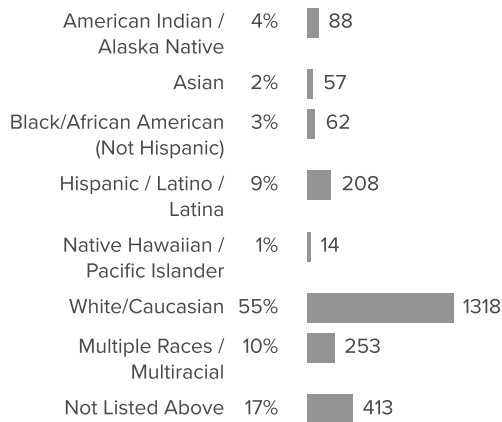
### Q.1: What is your gender?



### Q.2: What grade are you in?



### Q.3: What is your race or ethnicity? (Please fill in the circle that best describes you)



### Q.4: Is English your first language?



### Q.5: Do you have your own cell phone?

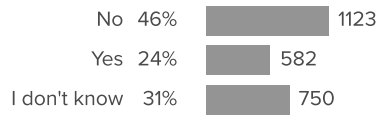


### Q.6: Are you involved in any extracurricular activities (clubs, sports, art classes, etc.)?

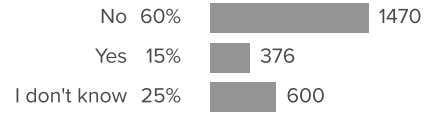




**Q.7: Do you receive gifted and talented (GT) services and/or have an advanced learning plan (ALP)?**



**Q.8: Do you receive special education services?**



**Q.9: Do you participate in the SACC program before or after school?**

